

# MIDAS - Patrimonial Fund I - Acc

Monthly summary report | as at 30 June 2018

## Investment Objective

The fund seeks to achieve capital appreciation over the medium to long-term by investing in a diversified portfolio of primarily fixed income and equity securities (or related instruments). The fund will at all times be at least 50% invested in bonds while the remaining will be invested according to market opportunities. The fund may also be indirectly invested in commodities (including precious metals) and related thematic plays.

## Latest Update

NAV per share	109,46
2018 year-to-date return as at 30 June 2018	0,09%

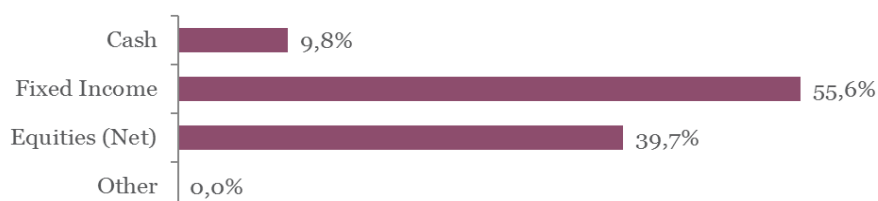
## Performance

	1M	3M	YTD	1Y
Midas Patrimonial	-0,46%	1,46%	0,09%	3,70%

## Fund key facts

Inception date	04 October 2016
ISIN code	LU1452410738
Asset class	Diversified
Total fund assets	€ 341 million
Base currency	EUR
Legal status	Luxembourg UCITS
Management Fee	0,50%
Custodian	Crédit Suisse Lux
Liquidity	Daily
Settlement Date	Trade Date + 2 Days


## Asset Allocation



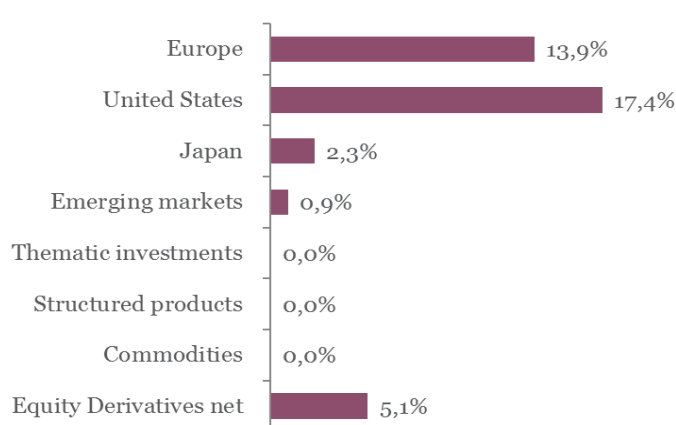
## Currencies

	USD	GBP	JPY	CHF	Other
Exposure	25,0%	2,9%	4,1%	0,5%	0,4%

## Fixed income asset allocation



## Equity and other securities asset allocation

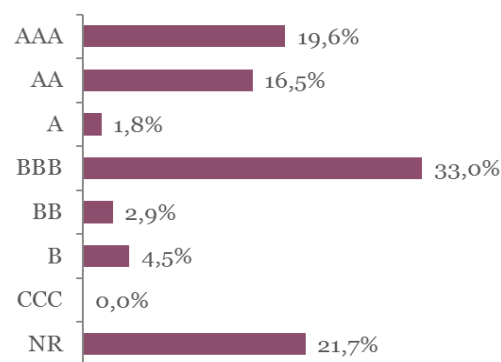


# MIDAS - Patrimonial Fund I - Acc

Monthly summary report | as at 30 June 2018

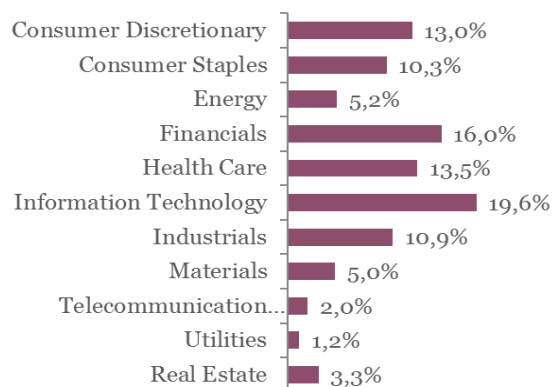
Top 10 fixed income holdings	YTM	Rating	Weight
DEUTSCHLAND REP : DBR 0 1/2 08/15/27	0,2%	AAA	5,7%
BTPS : BTPS 2 02/01/28	2,7%	BBB	4,7%
FRANCE O.A.T. : FRTR 0 1/2 05/25/25	0,2%	AA	3,3%
BTPS : BTPS 1.45 11/15/24	2,2%	BBB	2,8%
AGENCE FRANCAISE : AGFRNC 0 1/8 11/15/25	0,1%	AA	2,3%
HELLENIC T-BILL : GTB 0 10/05/18	0,8%	B	2,3%
US TREASURY N/B : T 2 7/8 05/15/28	2,8%	AAA	2,0%
SPANISH GOV'T : SPGB 1.6 04/30/25	0,7%	BBB	1,6%
GAZPROMBANK : GPBRU 3.984 10/30/18	1,5%	BB+	1,5%
AROUNDTOWN SA : ARNDTN 1 1/2 07/15/25	1,5%	BBB+	1,5%

## Fixed income rating breakdown



Top 10 equity holdings	Sector	Weight
JPMORGAN CHASE & CO	Financials	0,9%
AMAZON.COM INC	Consumer Discretionary	0,8%
LYONDELLBASELL INDU-CL A	Materials	0,8%
BANK OF AMERICA CORP	Financials	0,7%
VISA INC	Information Technology	0,7%
APPLE INC	Information Technology	0,7%
MICROSOFT CORP	Information Technology	0,7%
ALPHABET INC-CL A	Information Technology	0,7%
ALIBABA GROUP HOLDING-SP ADR	Information Technology	0,7%
BROADCOM INC	Information Technology	0,7%

## Equity sector breakdown



## Top 5 funds and other holdings

La Francaise Sub Debt	2,5%
Amundi Japan TOPIX ETF	2,3%
MM Convertible Europe	1,5%

# MIDAS - Patrimonial Fund I - Acc

Monthly summary report | as at 30 June 2018

## Market Review

---

After the February to April soft patch, we saw somewhat better oriented macroeconomic numbers hitting the tapes last month. Those reassuring numbers were to no avail however, as “Trumponomics” as well as a less accommodative monetary stance by the Federal Reserve dominated financial markets. The United States are trying to put some protectionist measures into place by increasing duties levied on a number of imported goods on the one hand and by protecting strategically important assets against foreign (read “Chinese”) interference on the other hand.

By far the worst region to be invested in were the emerging markets. Emerging currencies, bonds and equities all suffered from rising refinancing rates, multiple country specific issues (eg Argentine, Turkey, Brazil, Iran...) and US protectionism. The MSCI Emerging Markets Equity Index dropped 4.6%, as heavyweight China bore the brunt of Mr President Trump’s protectionist measures. European and Japanese equities also ended the month lower with respectively 0.82% and 0.95%. Only the US stock market managed to perform positively; with the S&P 500 rising 0.48%.

In a context of increasing commercial tensions and a normalization of US monetary policy, investors were looking for safe haven assets such as the German Bund which saw its yields go down to 0.30%. In the same context, the iBoxx EUR Liquid High Yield Index (IBOXXMJA) lost 0.41%; while the investment grade EUR corporate bonds Index (IB8A) even slightly rose (+0.10%).

As Italian politics left front stage, the Euro halted last month’s drop versus the USD (+0.06%) and the JPY even gave back 1.66% to the EUR.

## Portfolio Performance

---

The fund recorded a negative performance of -0.46% for the month, behind its performance indicator as most risky assets lost ground. Equities contributed negatively to the fund performance as did its credit exposure. Indeed, higher yielding bonds continued to suffer from a decreasing appetite for riskier assets. As market sentiment evolved unfavorably, the fund’s exposure to top rated government bonds was increased further. The duration profile of its fixed income part was only slightly reduced to 4.7. The fund suffered little from the underperformance of emerging assets as its already low exposure was further reduced during the month.

## Market Outlook

---

While we still remain positioned favorably towards risky assets, we prefer to remain cautious by keeping our exposure to emerging market assets to a minimum and remain tactically exposed to lower yielding but safer assets such as US Treasury Notes. This has to be seen in a context of still solid global economic expansion with expected higher corporate earnings to come but also with a highly unpredictable interventionism weighing on market sentiment. Expectations on corporate earnings might well be revised downwardly. For there is only one possible outcome in the case of a global commercial trade war: the winner is who loses least. It now remains to be seen whether rhetoric will translate into action.

---

This newsletter does not constitute an offer to sell or the solicitation of an offer to purchase any security or investment product. Information herein is believed to be reliable but Midas Wealth Management does not warrant its completeness or accuracy. The opinions expressed within are entirely those of Midas Wealth Management and do not constitute an offer of investment advice. Past performance will not necessarily be repeated and is not indicative of future results. The investments discussed may fluctuate in price or value and you may not get back the amount invested. The indices shown are presented only to allow for comparison of the Midas Wealth Management funds’ performance to that of certain widely recognised indices. The volatility of the indices may be materially different from the individual performance attained by a specific fund or investor. In addition, the Midas Wealth Management fund holdings may differ significantly from the securities that comprise the indices shown. Investors cannot invest directly in an index. Performance figures reflect the reinvestment of all dividends and earnings, as well as investment management, administration and performance fees. A description of the specific fee structure and risks of investing for each Midas Wealth Management fund is contained in the fund’s prospectus. No part of this document may be reproduced in any manner without the prior written permission of Midas Wealth Management.