

Patrimonial SRI Fund B - Acc

Monthly summary report | as at 28 February 2021

Signatory of:



Investment Objective

The fund seeks to achieve capital appreciation over the medium to long-term by investing in a diversified portfolio of primarily fixed income and equity securities (or related instruments). The fund will at all times be at least 40% invested in bonds while the remaining will be invested according to market opportunities. The fund may also be indirectly invested in commodities (including precious metals) and related thematic plays.

Latest Update

NAV per share	158.91
2020 year-to-date return as at 28 February 2021	0.58%

Performance

	1M	YTD	2020	2019	2018	3Y	SI
Midas Patrimonial	0.63%	0.58%	2.40%	12.81%	-3.97%	12.06%	58.91%

Fund key facts

Inception date *	17 September 2010
ISIN code	LU0541884556
Asset class	Diversified
Total fund assets	€277.7 million
Base currency	EUR
Legal status	Luxembourg UCITS
Management Fee	0.78%
Custodian	Crédit Suisse Lux
Liquidity	Daily
Settlement Date	Trade Date + 2 Days

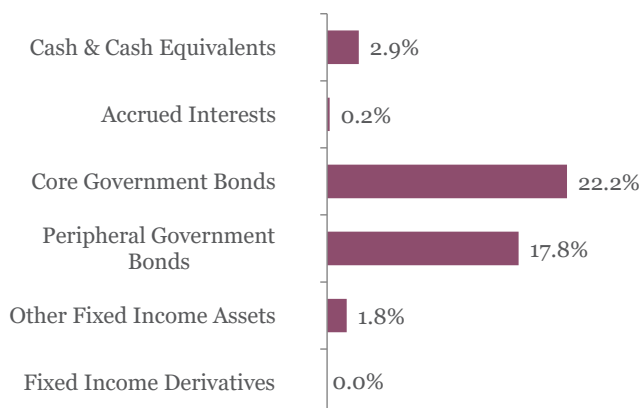
Asset Allocation



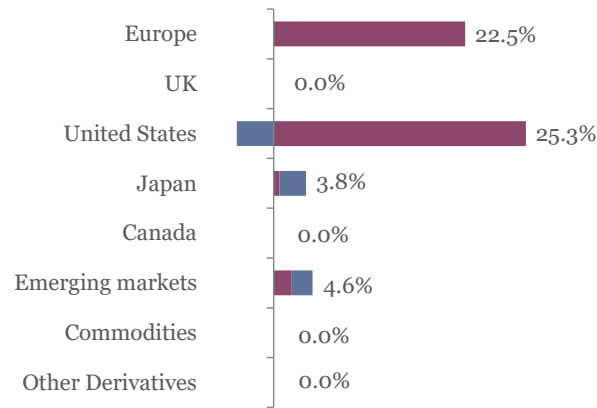
Currencies

	USD	JPY	NOK	GBP	Other
Exposure	27.3%	3.5%	1.0%	2.9%	0.0%

Fixed income asset allocation



Equity and other securities asset allocation



■ Direct Exposure ■ Equity Derivatives

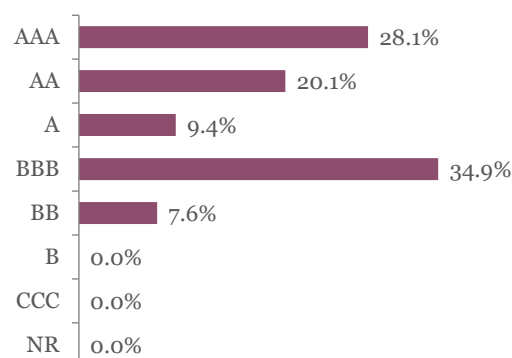
Patrimonial SRI Fund B - Acc

Monthly summary report | as at 28 February 2021

Top 10 fixed income holdings

	Rating	Weight
BTPS : BTPS 0.35 02/01/25	BBB-	3.3%
BUNDESSCHATZANW : BKO 0 03/11/22	AAA	2.9%
BTPS : BTPS 1 07/15/22	BBB-	2.5%
NETHERLANDS GOVT : NETHER 3 1/4 07/15/21	AAA	2.5%
SPANISH GOV'T : SPGB 0 01/31/26	BBB+	2.5%
HELLENIC REPUBLI : GGB 4 3/8 08/01/22	BB-	2.3%
IRISH GOVT : IRISH 1 05/15/26	A	2.1%
SPANISH GOV'T : SPGB 0.4 04/30/22	BBB+	2.0%
FRANCE O.A.T. : FRTR 0 02/25/22	AA	2.0%
FRANCE O.A.T. : FRTR 1 1/4 05/25/36	AA	1.8%

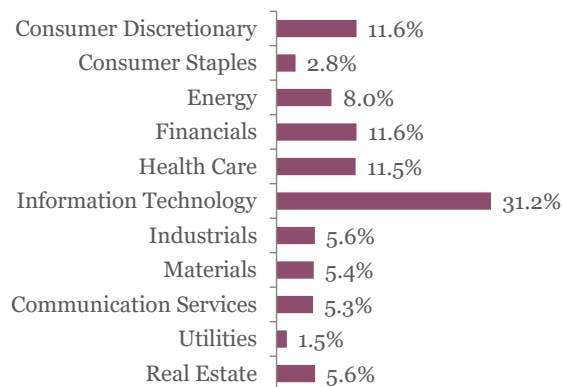
Fixed income rating breakdown



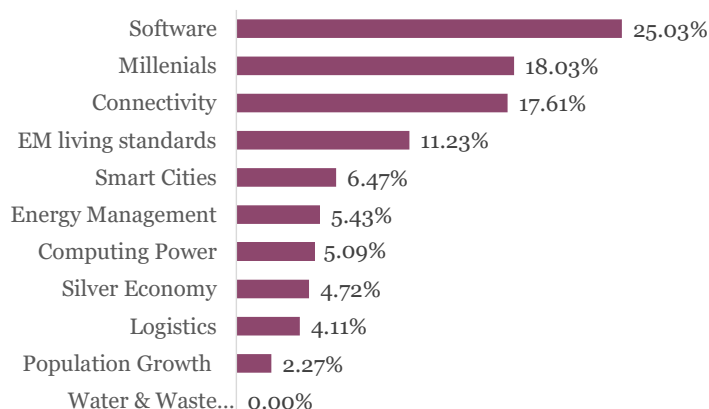
Top 10 equity holdings

	Sector	Weight
BROADCOM INC	Information Technology	2.3%
AMAZON.COM INC	Consumer Discretionary	2.2%
ALIBABA GROUP HOLDING-SP ADR	Consumer Discretionary	2.1%
PROSUS NV	Consumer Discretionary	2.1%
PAYPAL HOLDINGS INC	Information Technology	2.0%
UNIBAIL-RODAMCO-WESTFIELD	Real Estate	1.8%
MICROSOFT CORP	Information Technology	1.7%
IQVIA HOLDINGS INC	Health Care	1.6%
ASML HOLDING NV	Information Technology	1.6%
AKAMAI TECHNOLOGIES INC	Information Technology	1.6%

Equity sector breakdown



Thematics breakdown



Top 5 funds and other holdings

iShares STOXX Europe 600 Oil & Gas UCITS	2.3%
iShares EURO STOXX Banks 30-15 UCITS ET	2.2%
iShares S&P 500 Financials Sector UCITS ETF	1.7%
iShares STOXX Europe 600 Basic Resources U	1.0%

Patrimonial SRI Fund B - Acc

Monthly summary report | as at 28 February 2021

Market Review

Investors enjoyed a full swing reflation trade in the first weeks of February. Pretty much everything progressed, sometimes exponentially. The move came as no surprise as vaccination campaigns added momentum. Economic recovery gained traction as seen for instance in recent Purchasing Managers Indices (PMI) studies for many countries, particularly for the buoyant manufacturing sectors.

Awkwardly, what often comes with recovery is higher inflation expectations moving forward. While still tamed, the idea of higher inflation prompted a sharp increase in interest rates. The 10-year US Treasury yield jumped by 34bps to 1.40% and the German 10-year Bund yield rose 26 bps to -0.26%. Indeed, the rise in commodity prices (oil +18%), which was very steep in February, exacerbated the move and spooked the markets. This led to a correction in global equities towards the end of the month. As an illustration, the MSCI Emerging Markets index finished the month at +0.7% after rising as much as +8% during February. European and American stocks finished at +2.3% and +2.6% respectively.

Portfolio Performance

During the month, the Fund gained +0.63%. Performance was mainly driven by solid equity returns. We have witnessed strong rotation movements with cyclical sectors benefiting the most. In our portfolio, we have profited from our exposure to the energy sectors, financials, industrials and materials, which we have implemented on the turn of the year. In other sectors, performances were mixed, but we can note that interest rate sensitive sectors (like for instance real estate) have underperformed, as well as some of the growth stocks, which were leaders in 2020 (like Amazon, Alibaba).

Contrary to equities, the fixed income part of the portfolio was a drag during the month as interest rates increased. However, our lower duration profile mitigated the impact on the overall portfolio.

Market Outlook

Following recent moves in interest rates, central banks appear to be caught between having to boost and support the recovery on the one hand and reassure markets concerning inflation prospects on the other hand. This is a thin line indeed, but it seems that they are managing to play two sides of the same coin in a very determined manner. In fact, they have been very active in the last weeks of February, reassuring that policy would continue to be supportive and look beyond a temporary pick-up in inflation, especially from a low base. Consequently, we believe that any rise in inflation should be temporary and that central banks will continue to manifest strong commitment in maintaining accommodative policies.

Furthermore, we are witnessing sustained economic momentum, which should continue to gather pace in the months to come as vaccinations accelerate and reopenings become reality. As a result, we keep our positive view toward equity markets and keep our portfolios fully invested.

This newsletter does not constitute an offer to sell or the solicitation of an offer to purchase any security or investment product. Information herein is believed to be reliable but Midas Wealth Management does not warrant its completeness or accuracy. The opinions expressed within are entirely those of Midas Wealth Management and do not constitute an offer of investment advice. Past performance will not necessarily be repeated and is not indicative of future results. The investments discussed may fluctuate in price or value and you may not get back the amount invested. The indices shown are presented only to allow for comparison of the Midas Wealth Management funds' performance to that of certain widely recognised indices. The volatility of the indices may be materially different from the individual performance attained by a specific fund or investor. In addition, the Midas Wealth Management fund holdings may differ significantly from the securities that comprise the indices shown. Investors cannot invest directly in an index. Performance figures reflect the reinvestment of all dividends and earnings, as well as investment management, administration and performance fees. A description of the specific fee structure and risks of investing for each Midas Wealth Management fund is contained in the fund's prospectus. No part of this document may be reproduced in any manner without the prior written permission of Midas Wealth Management.

The LuxFLAG ESG Label is valid for the period ending on 31/12/2020. Investors must not rely on LuxFLAG or the LuxFLAG Label with regard to investor protection issues and LuxFLAG cannot incur any liability related to financial performance or default of this fund.

* Performance has been calculated since inception on the 17th of September 2010 of Expert Investor Sicav Midas Global Balanced Fund which merged into Midas Sicav Patrimonial Fund on the 1st of August 2016.