

# Patrimonial SRI Fund B - Acc

Monthly summary report | as at 31 December 2020

Signatory of:



## Investment Objective

The fund seeks to achieve capital appreciation over the medium to long-term by investing in a diversified portfolio of primarily fixed income and equity securities (or related instruments). The fund will at all times be at least 40% invested in bonds while the remaining will be invested according to market opportunities. The fund may also be indirectly invested in commodities (including precious metals) and related thematic plays.

## Latest Update

|   |        |
|---|--------|
| NAV per share                                   | 157.99 |
| 2020 year-to-date return as at 31 December 2020 | 2.40%  |

## Performance

|                   | 1M    | YTD   | 2019   | 2018   | 2017  | 3Y     | SI     |
|-------------------|-------|-------|--------|--------|-------|--------|--------|
| Midas Patrimonial | 1.70% | 2.40% | 12.81% | -3.97% | 5.50% | 10.93% | 57.99% |

## Fund key facts

|                   |                     |
|-------------------|---------------------|
| Inception date *  | 17 September 2010   |
| ISIN code         | LU0541884556        |
| Asset class       | Diversified         |
| Total fund assets | €278.9 million      |
| Base currency     | EUR                 |
| Legal status      | Luxembourg UCITS    |
| Management Fee    | 0.78%               |
| Custodian         | Crédit Suisse Lux   |
| Liquidity         | Daily               |
| Settlement Date   | Trade Date + 2 Days |

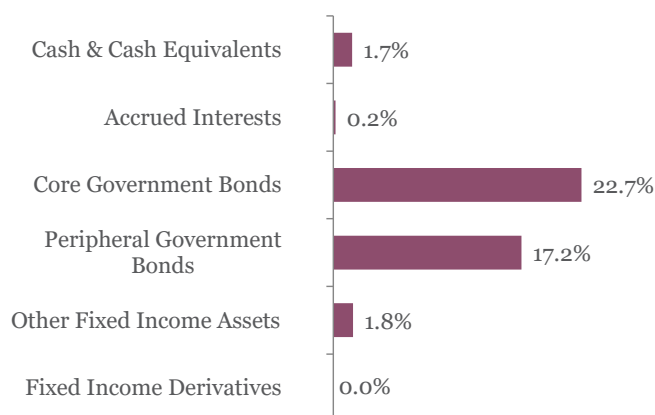
## Asset Allocation



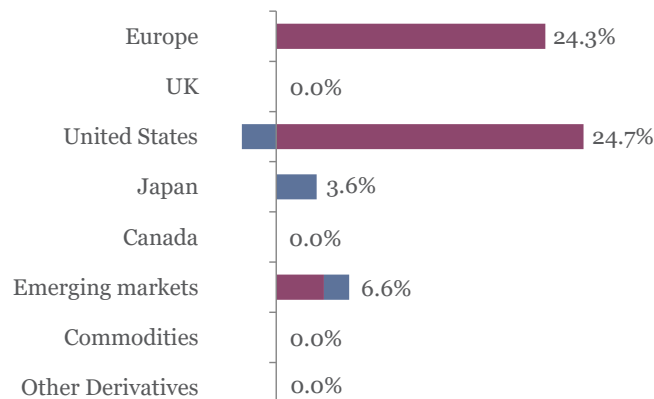
## Currencies

|          | USD   | JPY  | HKD  | CHF  | Other |
|----------|-------|------|------|------|-------|
| Exposure | 26.6% | 3.2% | 0.0% | 0.0% | 0.0%  |

## Fixed income asset allocation



## Equity and other securities asset allocation



■ Direct Exposure ■ Equity Derivatives

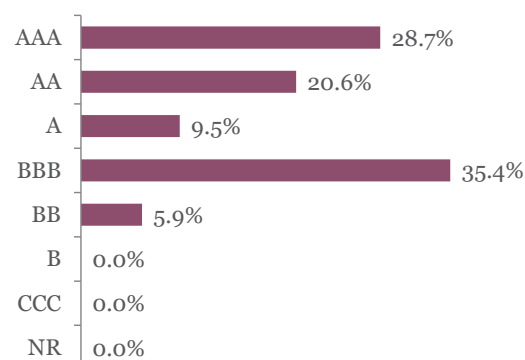
# Patrimonial SRI Fund B - Acc

Monthly summary report | as at 31 December 2020

## Top 10 fixed income holdings

|  | Rating | Weight |
|--|--------|--------|
| BTPS : BTPS 0.35 02/01/25                | BBB-   | 3.3%   |
| BUNDESSCHATZANW : BKO 0 03/11/22         | AAA    | 2.9%   |
| BTPS : BTPS 1 07/15/22                   | BBB-   | 2.6%   |
| NETHERLANDS GOVT : NETHER 3 1/4 07/15/21 | AAA    | 2.6%   |
| SPANISH GOVT : SPGB 0 01/31/26           | BBB+   | 2.6%   |
| IRISH GOVT : IRISH 1 05/15/26            | A      | 2.1%   |
| SPANISH GOVT : SPGB 0.4 04/30/22         | BBB+   | 2.0%   |
| FRANCE O.A.T. : FRTR 0 02/25/22          | AA     | 2.0%   |
| FRANCE O.A.T. : FRTR 1 1/4 05/25/36      | AA     | 1.9%   |
| REP OF POLAND : POLAND 0 02/10/25        | A-     | 1.8%   |

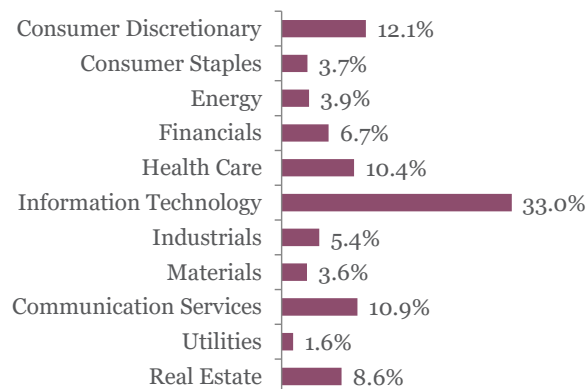
## Fixed income rating breakdown



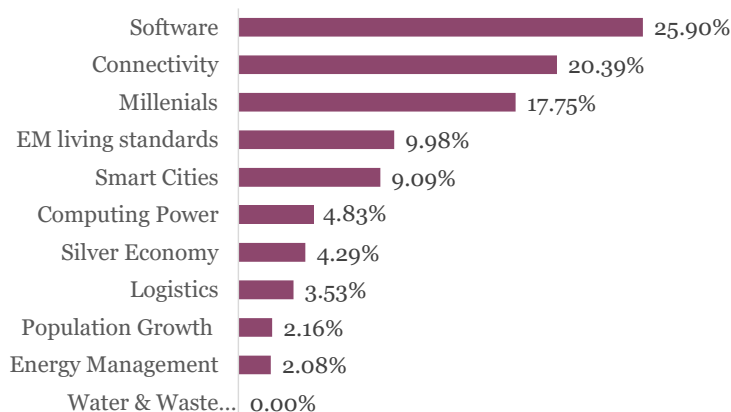
## Top 10 equity holdings

|                              | Sector                 | Weight |
|------------------------------|------------------------|--------|
| ALTICE NV -A                 | Communication Services | 3.2%   |
| BROADCOM INC                 | Information Technology | 2.1%   |
| ALIBABA GROUP HOLDING-SP ADR | Consumer Discretionary | 2.0%   |
| AMAZON.COM INC               | Consumer Discretionary | 2.0%   |
| UNIBAIL-RODAMCO-WESTFIELD    | Real Estate            | 1.8%   |
| PAYPAL HOLDINGS INC          | Information Technology | 1.7%   |
| AKAMAI TECHNOLOGIES INC      | Information Technology | 1.7%   |
| APPLE INC                    | Information Technology | 1.5%   |
| PROSUS NV                    | Consumer Discretionary | 1.5%   |
| MICROSOFT CORP               | Information Technology | 1.4%   |

## Equity sector breakdown



## Thematics breakdown



## Top 5 funds and other holdings

|   |      |
|---|------|
| Quaero Bamboo                               | 2.3% |
| iShares EURO STOXX Banks 30-15 UCITS ET     | 2.1% |
| iShares STOXX Europe 600 Oil & Gas UCITS    | 2.1% |
| iShares S&P 500 Financials Sector UCITS ETI | 1.5% |
| iShares STOXX Europe 600 Travel & Leisure   | 1.1% |

# Patrimonial SRI Fund B - Acc

Monthly summary report | as at 31 December 2020

## Market Review

Financial markets remained strong in December as prospects for Covid 19 vaccines uplifted expectations for 2021 despite numerous constraining measures aimed at taming the virus in Europe. It will take time before the vaccinations create a meaningful impact on the spread of the disease, but markets have continued to look beyond as some other short term risks were wiped off the table. Brexit has finally been acted with a late innings deal reached by end December. The worst-case scenario has thus been averted as a bilateral trade deal between the UK and EU has been reached. On the other side of the Atlantic, US Congress finally agreed on a much awaited USD 900bn+ stimulus package, which should help the US economy to bridge another COVID-19-hit quarter. Finally, Central banks around the globe also committed to continuing accommodative fiscal policy for another extended period of time (ECB PEPP extension until at least March 2022 coupled with an increase of €500bn).

In this context, the German 10Y yield stabilized near -0.60%, while peripheral and corporate spreads continued to tighten (IT 10Y spread -8 bps to 111 bps, iTraxx Crossover -11 bps to 243 bps).

The S&P500 added another 3.7% (in USD) in December, while Emerging Market equities rose 7.2% (in USD), the Japanese TOPIX rose 2.8% (in JPY) and European large caps rose 2.5% (in EUR).

Industrial Commodities also had a strong month. Especially Brent crude oil rose a hefty 8%, as OPEP+ extended its production cap. There will now be monthly meetings however, compared to the previous bi-annual schedule.

## Portfolio Performance

The Fund rose another 1.70% last month, bringing 2020 performance to + 2.4%. The Fixed Income part of the portfolio was mainly flat over the month. 10 year yields were up, but this negative effect on the portfolio was compensated by Italian spreads declining further as well as the lower duration (5.2 end of month) of the portfolio. We continued to increase the equity exposure to European cyclical, trying to better capture a continuing cyclical rebound.

## Market Outlook

As we work through the uncertainty of the coming weeks there may be bouts of volatility in the market, dependent on COVID-19 related news flow. Nonetheless, our base case remains that the economy will slowly return to “normal.” We broadly maintain our equity investment strategy, which reflects a pro-cyclical tilt as well as a European catch-up play. On the fixed income part, we maintain a high quality exposure, combined with a reduced duration.

This newsletter does not constitute an offer to sell or the solicitation of an offer to purchase any security or investment product. Information herein is believed to be reliable but Midas Wealth Management does not warrant its completeness or accuracy. The opinions expressed within are entirely those of Midas Wealth Management and do not constitute an offer of investment advice. Past performance will not necessarily be repeated and is not indicative of future results. The investments discussed may fluctuate in price or value and you may not get back the amount invested. The indices shown are presented only to allow for comparison of the Midas Wealth Management funds' performance to that of certain widely recognised indices. The volatility of the indices may be materially different from the individual performance attained by a specific fund or investor. In addition, the Midas Wealth Management fund holdings may differ significantly from the securities that comprise the indices shown. Investors cannot invest directly in an index. Performance figures reflect the reinvestment of all dividends and earnings, as well as investment management, administration and performance fees. A description of the specific fee structure and risks of investing for each Midas Wealth Management fund is contained in the fund's prospectus. No part of this document may be reproduced in any manner without the prior written permission of Midas Wealth Management.

The LuxFLAG ESG Label is valid for the period ending on 31/12/2020. Investors must not rely on LuxFLAG or the LuxFLAG Label with regard to investor protection issues and LuxFLAG cannot incur any liability related to financial performance or default of this fund.

\* Performance has been calculated since inception on the 17th of September 2010 of Expert Investor Sicav Midas Global Balanced Fund which merged into Midas Sicav Patrimonial Fund on the 1st of August 2016.